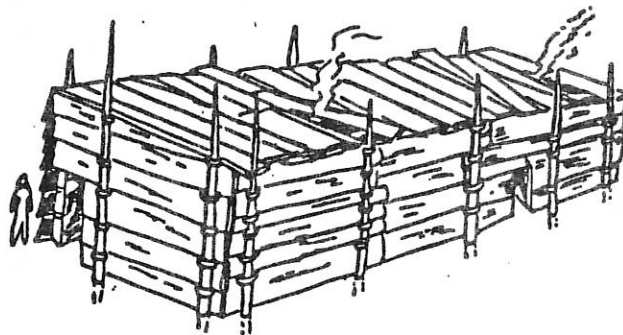



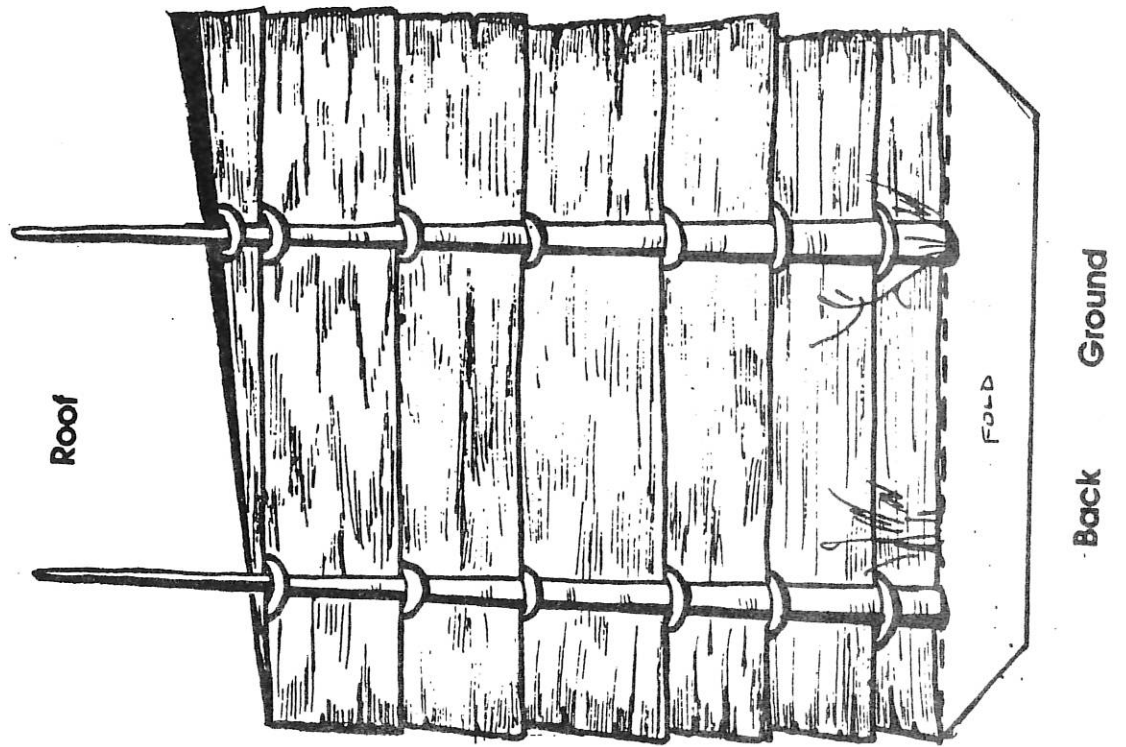
Activity #2

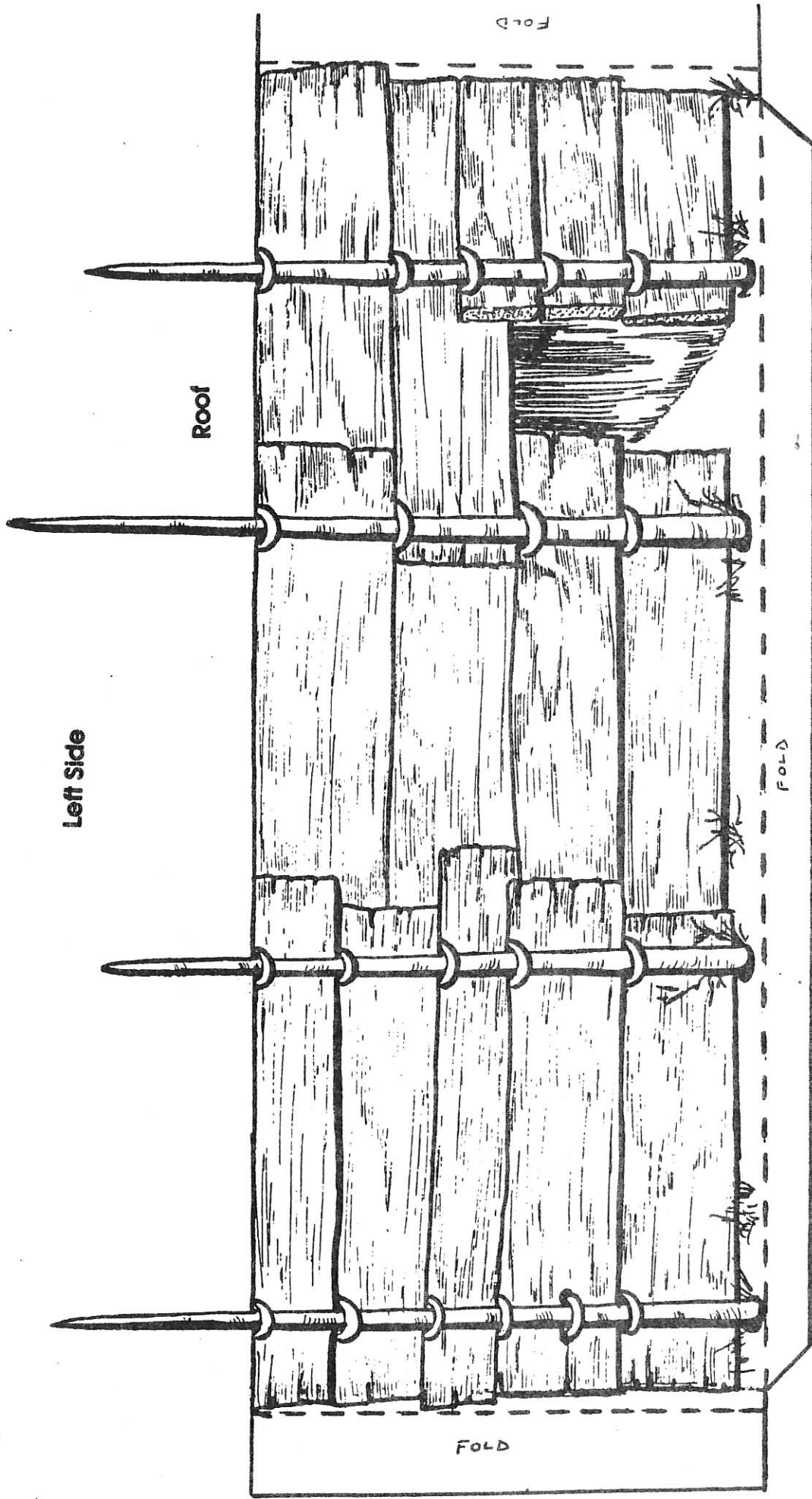
Make a three-dimensional model of a longhouse.

1. Colour the five parts of the Salish longhouse brown or silver-grey. There are: a left side, right side, back, front, and a roof.
2. Cut out the outside of each piece. Your young children may want to make a straight cut even if there are uneven outlines of wall and roof planks.
3. Fold along the dotted lines.
4. Prepare the "ground" for the longhouse to be glued on. This would be a piece of paper larger than the base of the longhouse. It could be painted or coloured to represent ground, a beach etc.
5. Fold tabs and glue the sides to the front and back.
6. Fold tabs and glue the longhouse onto the "ground".
7. Glue the roof onto the front and back of the longhouse.
8. People or other objects can be placed on the "ground" around the longhouse.



Coast Salish Longhouse





Left Side

Roof

Ground

FOLD

FOLD

FOLD

FOLD

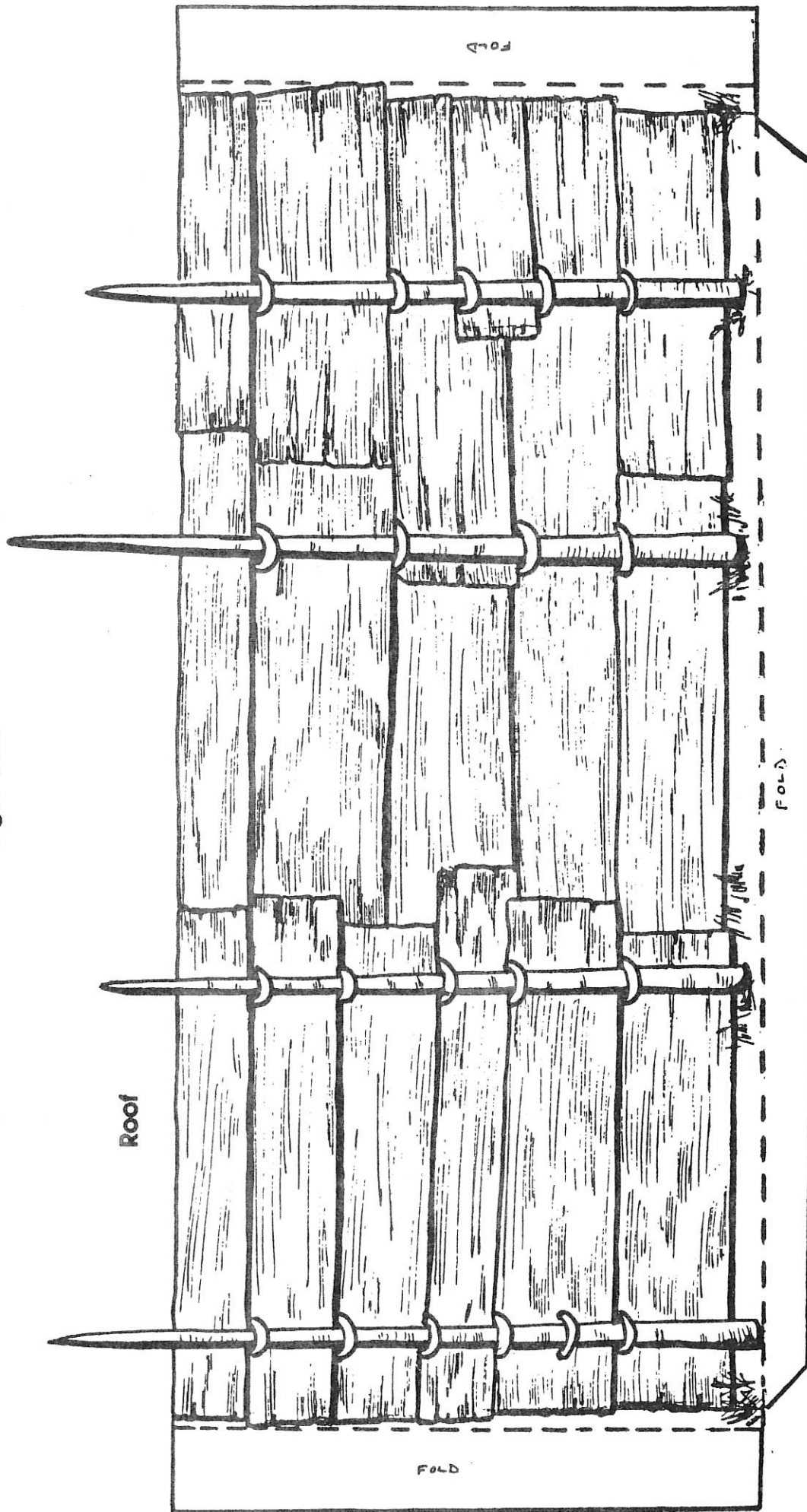
FOLD

FOLD


Right Side

Roof

Ground



FOLD



FOLD

Roof

Comox Big House

**See Appendix G for floor and roof*

Step 1. Paste all pieces onto heavier paper.

Step 2. Cut out all pieces of the longhouse

EXCEPT the floor. Leave it on the bigger background to represent outside ground. Doors can also be cut to open and close.

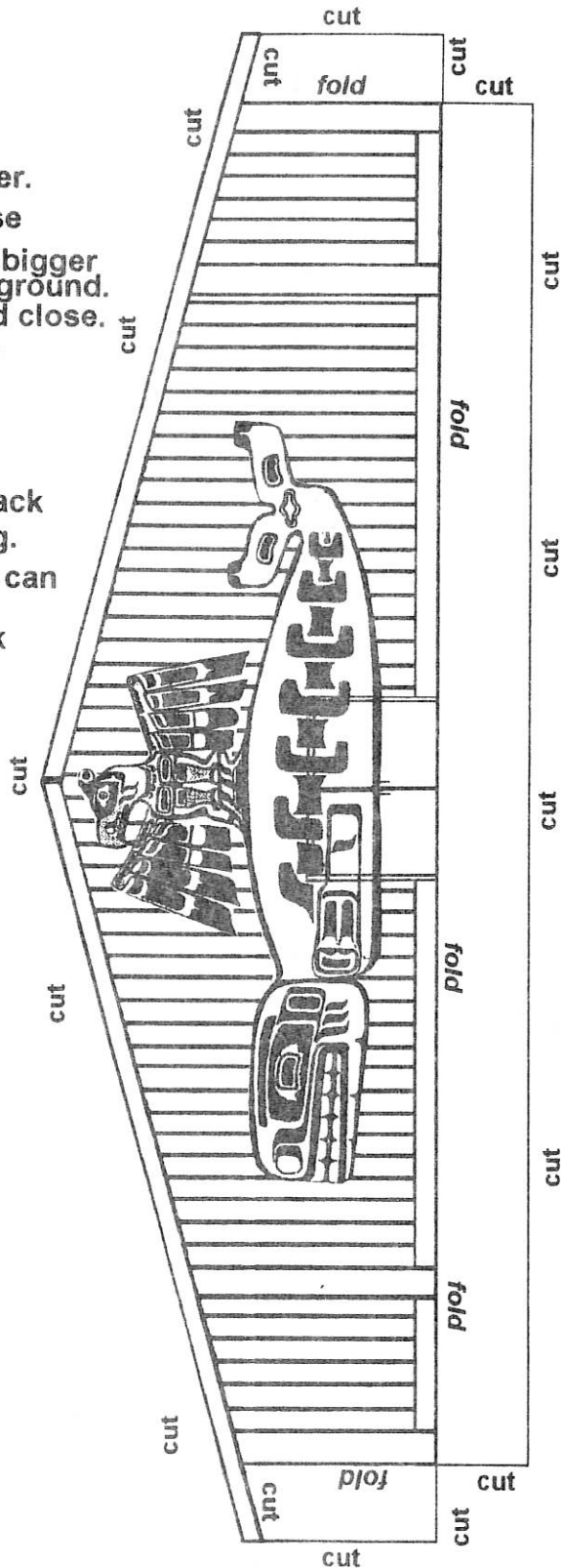
Step 3. Fold all pieces. Score with a ruler or exacto knife help paper bend.

Step 4. Glue roof ridges together.

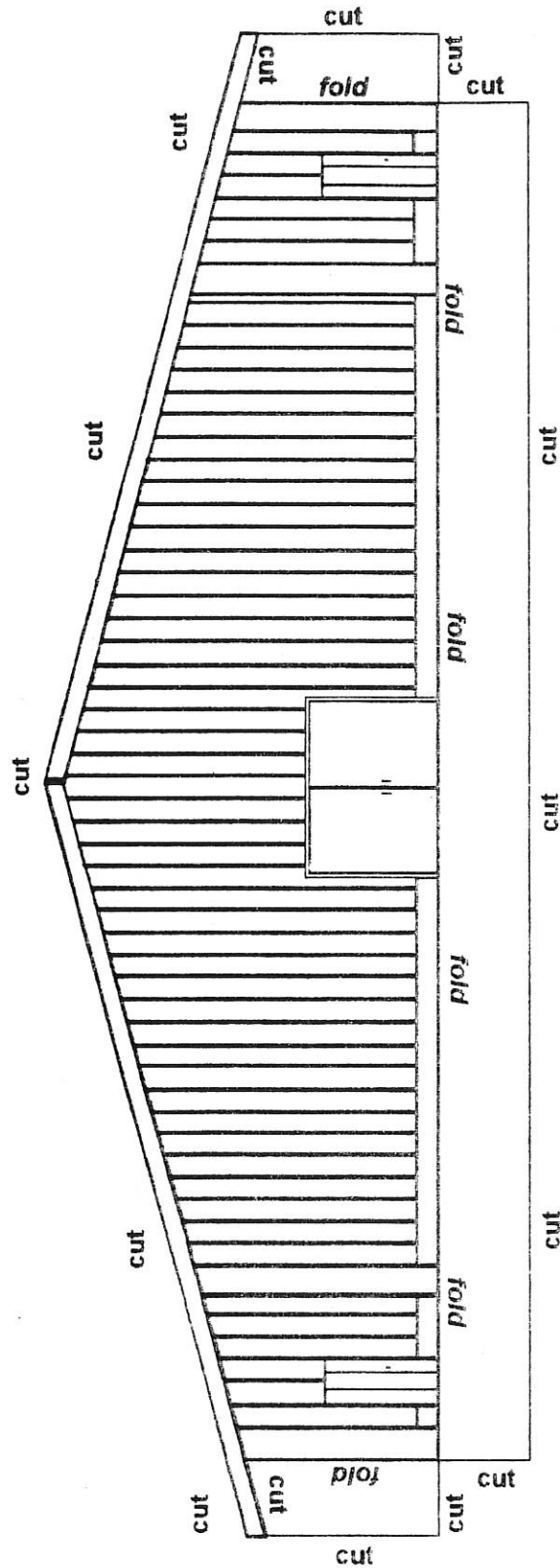
Step 5. Glue roof to front and back walls.

Step 6. Fit side walls and glue to front, back THEN roof, leaving roof overhang.

Step 7. Glue 1 wall to floor so that house can be lifted to look inside
OR glue all 4 walls down and look inside smoke hole or doors.

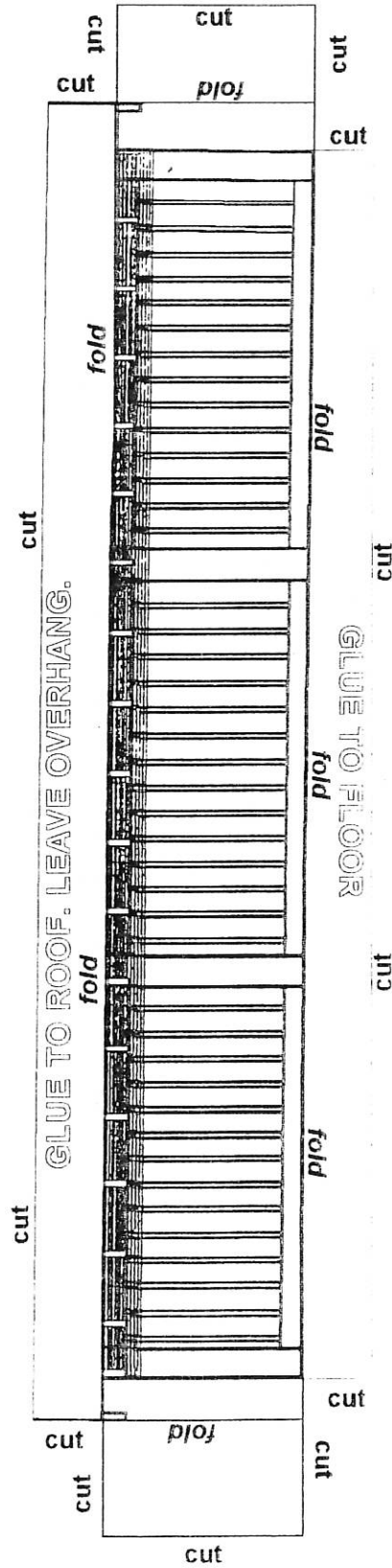


Comox Big House (back)



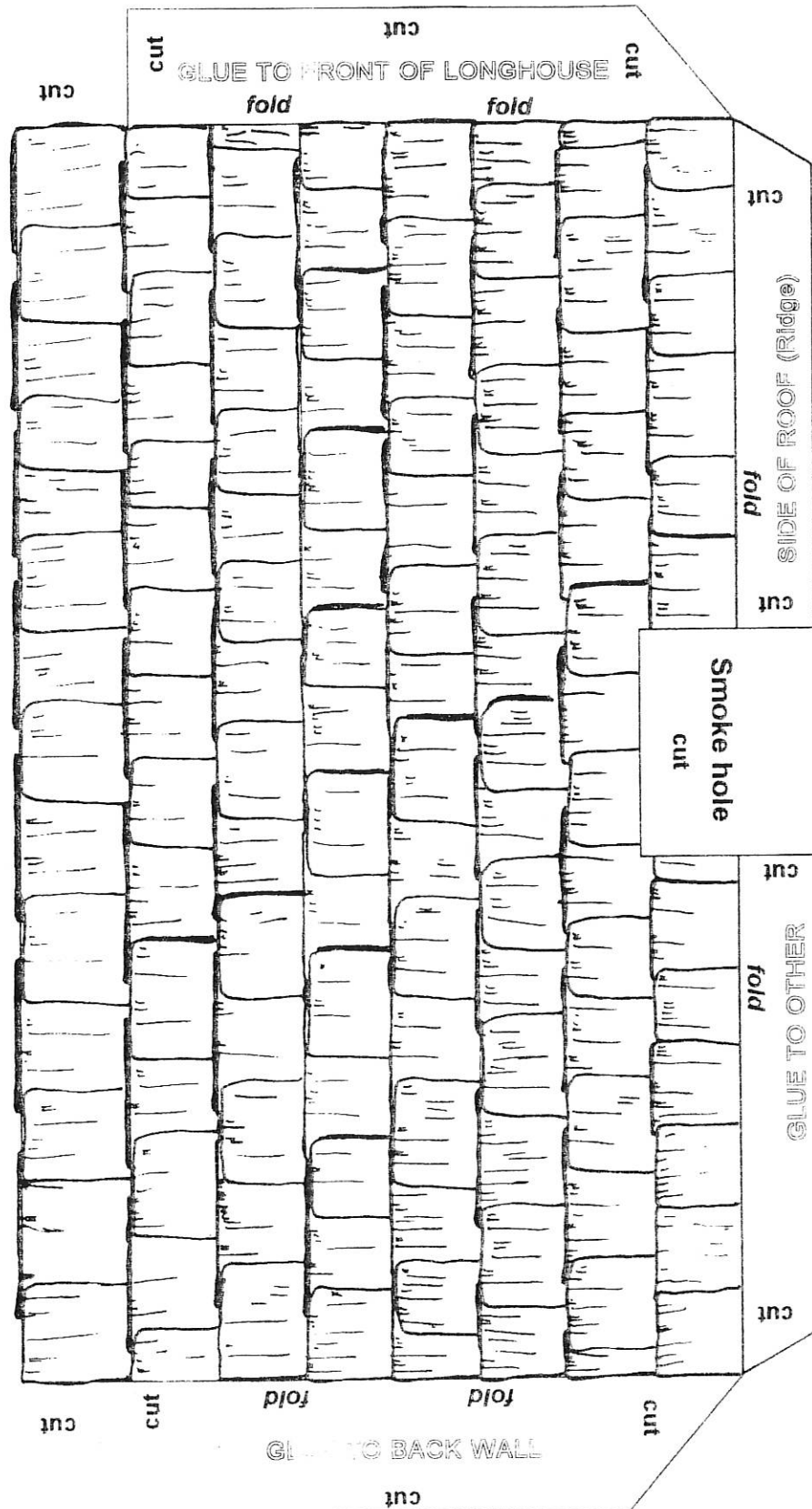
Comox Big House (side)

Step 6. Fit side walls and glue to front, back and roof



Appendix G


Comox Big House Roof (right side)



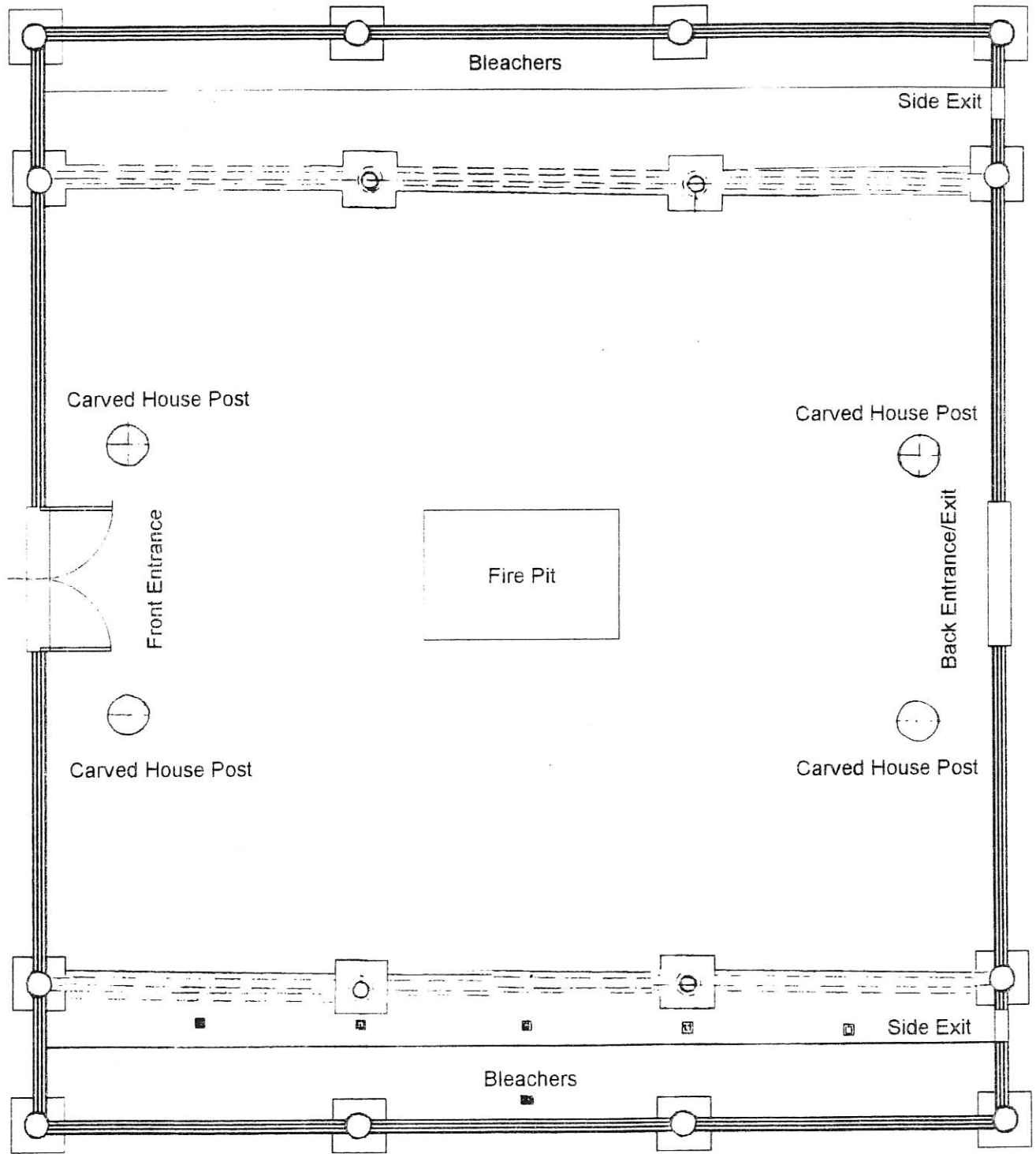
Step 4. Glue roof ridges together.

Comox Big House Roof (left side)

Step 5. Glue roof to front and back walls.



Comox Big House (floor)



Step 7. Glue one wall to the floor so that the building can be lifted to look inside, or look inside through the smoke hole or doors.

The Big House

Outside:

Andy Frank was the son of Chief Billy Frank of the Tsalout Comox. When his father died he inherited the position. In 1941 he also inherited leadership from his uncle Chief Joe Nim Nim of the Pentlatch.

The Big House was built in the 1958 at Centennial Park (located on Headquarters Road, where the Curling Rink is built). Courtenay was involved in supporting the building of the Big House for a BC Centennial Ceremony. The Name of the Big House is 'Komo Gway' which means Ruler of the Undersea World. It was named by Chief Andy Frank's mother, Nak, also known as Mary Frank Moon, who was married to Chief Billy Frank.

Queneesh, the Whale is the crest of the Comox People. Above the whale is the Thunderbird who is feeding off the Whale. The picture was originally painted by Sam Henderson of Campbell River and Jim King of Gilford.

Totem Poles

On the left is a memorial pole carved by Mungo Martin for his son David, who died at sea. The top figure is a Hok Hok or Supernatural bird which was part of the treasure of the cannibal of the North. This was used because David carved the cannibal masks and had the right to dance these dances. He is holding a sun which is their family Crest. At the bottom is a Chief Figure with three rings surrounding his head. These rings represent potlatches. The chief is also wearing a hamatsa ring because he belonged to the hamatsa secret dance society. (In recent years this pole has been removed)

On the right is a memorial pole for Chief Andy Frank. The top figure is a chief with four rings to indicate that he gave four potlatches. His hand is outstretched in welcome and he is holding a copper in his other hand to show wealth and power. The chief is standing on a whale which is his family crest. This pole was commissioned by Chief Norman Frank. The pole was carved by Calvin Hunt of Fort Rupert and raised on May 20, 1989.

Inside the Big House

*David Martin carved all the inside poles. He finished 3 of them and was beginning the 4th when he passed away. That is why it is left undone. The pole tied to it is to help keep it preserved.

*Unfinished was the Raven, which comes from Fort Rupert in honour of Margaret Frank (wife of Chief Andy Frank) who is the grand daughter of George Hunt.

*The Wolf pole represents Nak, Chief Andy's mother who was from the Wolf Clan.

The two poles at the front have a bear holding a face on the bottom with an eagle on the top. It shows the Big House was made as part of a dowry from someone who was part of the Eagle and Bear Clan, the face symbolizes the People of the Comox. The Comox people also used the Bear as a symbol.

The screen was a gift to Andy Frank from Mungo Martin, who also gave him the privilege of the insect kingdom and that is why it shows an insect.

The dugout canoe above the door was traded into Jimmy Staghull (Marina-Comox) in 1955 in lieu of payment for work on a fishing boat. It was used for an additional 5 years by Fred and Reg Howard around Comox. It was also rigged for sail. Fred and Reg gave it to the Comox Band for the Big House in 1961 before they left the area.

The original homes didn't have bench seats, like you see now. Instead there were platforms. The beds were against the walls and there were different sleeping sections. The chief always slept in the center between the two posts against the side wall. To the left side when you first walk in was where the youngest children slept with the eldest daughter of the house.

On the right hand side in the centre was where the old people of the house slept (elders, aunts, uncles, and parents). The rest of the children slept to the far right. They slept on cedar boughs, mats and furs. They also used the cedar mats and furs as dividers in the sleeping area. These dividers were not very tall, if standing one could see over them.

In the corner where the dancers come out from was where they stored their food. They hung baskets and used racks in order to keep animals out (mice, rats, raccoons). In the summer time they cooked all their food outdoors and in winter time the food was cooked at the fires in the Big House.

The fire in the center of the house was kept going everyday year round. In the winter the fire was always kept big enough to keep the house warm and dry. In the summer it was kept much smaller, usually just enough to keep it dry. The smoke helped to keep the insects out of the house.